BED EVE

Assembly instructions

IMPORTANT – RETAIN FOR FUTURE REFERENCE

Actual product size
H59 x W146 x D77cm

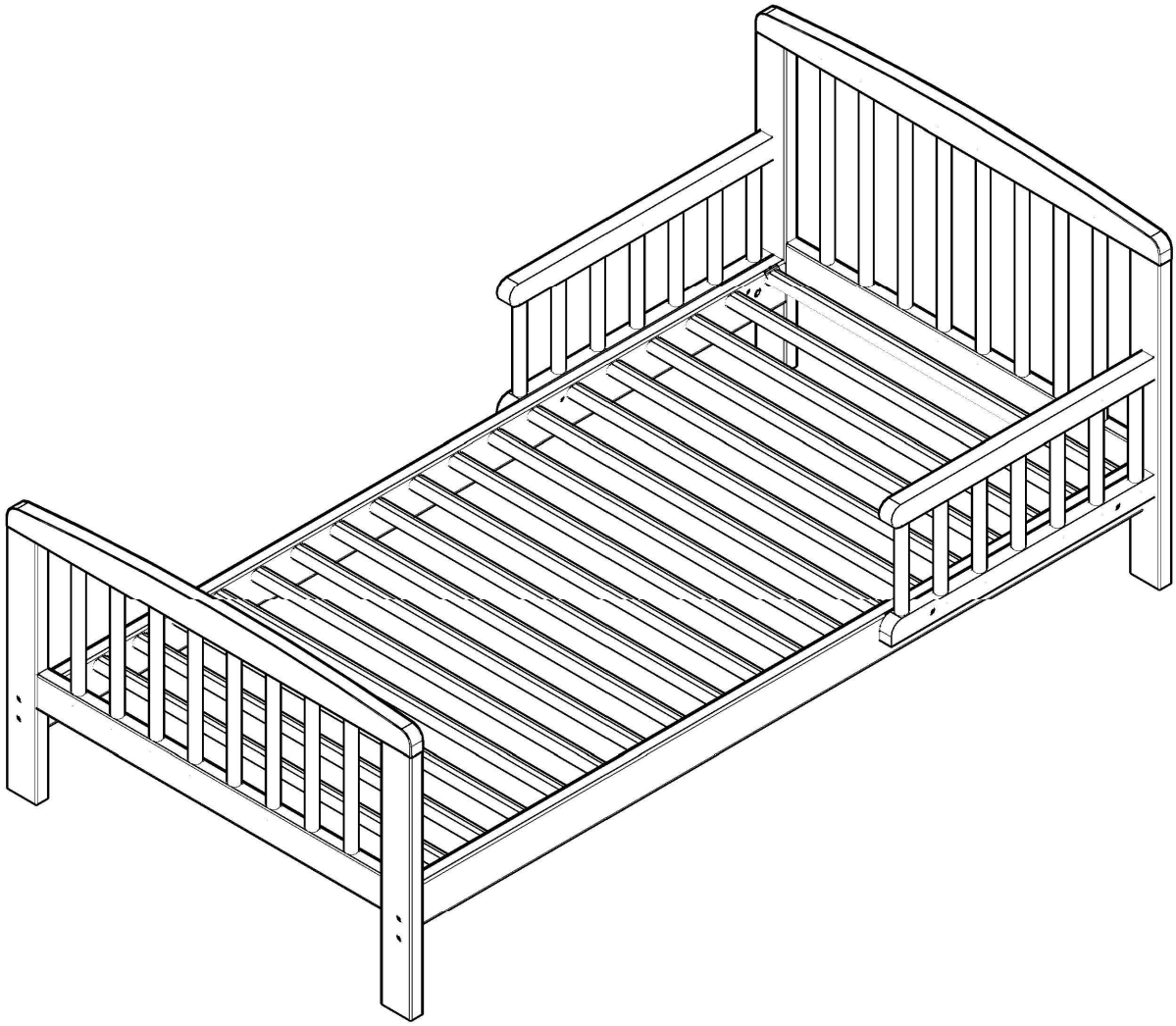

BEFORE YOU START

IMPORTANT - RETAIN FOR FUTURE REFERENCE - READ CAREFULLY.

This bed conforms to BS EN 716:2008 + A1:2013 and BS8509:2008 + A1:2011

WARNINGS

WARNING:
Children are likely to play, bounce, jump and climb on beds, therefore the child's bed should not be placed too close to other furniture or windows, blind cords, curtain pulls or other strings or cords and should be placed either tight to any wall or have a gap of 300mm between the wall and the side of the bed
WARNING: Be aware of the risk of open fire and other heat sources of strong heat, such as electric bar fires,gas fires, etc. in the near vicinity of the cot
WARNING: Do not use the cot if any part is broken, torn or missing and use only spare parts approved by the manufacturer
WARNING: Do not leave anything in the cot or place the cot near to another product, which could provide a foothold or present a danger of suffocation or strangulation, e.g. strings, blind/curtain cords, etc.
WARNING: Do not use more than one mattress in the cot
The beds should not be placed too close to other furniture or windows, and should be placed either tight against a wall or have a gap of 300mm between the wall and the side of the bed.
WARNING: Assembly by adult only.
Once the mattress is placed on the bed base, make sure the gap between the mattress and the sides and ends can not exceed 30mm
Do not leave anything in the bed, which could provide a foothold or present a danger of suffocation or strangulation
Assembly fittings should always be tightened properly and care should be taken that no screws are loose to ensure baby does not trap parts of the body, or clothing
The mattress chosen shall be such that the internal height (surface of the mattress to the upper edge of the bed frame) is at least 500mm in the lowest position of the bed base and at least 200mm in the highest position of the bed base
To prevent injury from falls, the cot shall no longer be used for the child when the child is able to climb out of the cot.
The height of the bed base is adjustable The lowest position is the safest and that the base should always be used in that position as soon as the baby is old enough to sit up
We recommend the size of the mattress: L 1400 mm x W 700 mm x H 100 mm

Do's

When you are ready to start, make sure that you have the right tools and plenty of space
Due to the size of the product we recommend that it is assembled in the room intended for use
Unwrap all packaging materials and place the components on a clean surface to protect it from damage,
We recommend that the packaging is used to protect the surfaces during assembly
Carefully check that you have all the parts before beginning assembly
Occasional overall cleaning should be carried out approximately once a month by using a slightly dampened soft cloth then buff with a dry clean soft cloth
Never allow any kind of liquid to remain on your furniture. Absorption can cause finishes to de-laminate.
When moving your assembled bed, It is best to lift the bed, and never to drag it
Please periodically check the stability and security of the beds. Please periodically check the fasteners and re-tighten as necessary

Don'ts

Please do not jump on your furniture
Keep away from fire and other sources of strong heat, such as electric bar, fire, gas fire etc
Do not drag or pull your furniture
Do not use silicone based furniture polish. Silicone in furniture polishes can break down the lacquer finish
Do not stand or jump on this product

Number of people required to assemble
Two persons are required to assemble this item

Time to assemble

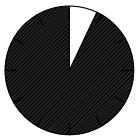

0,5 hours

Tools required

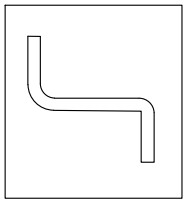

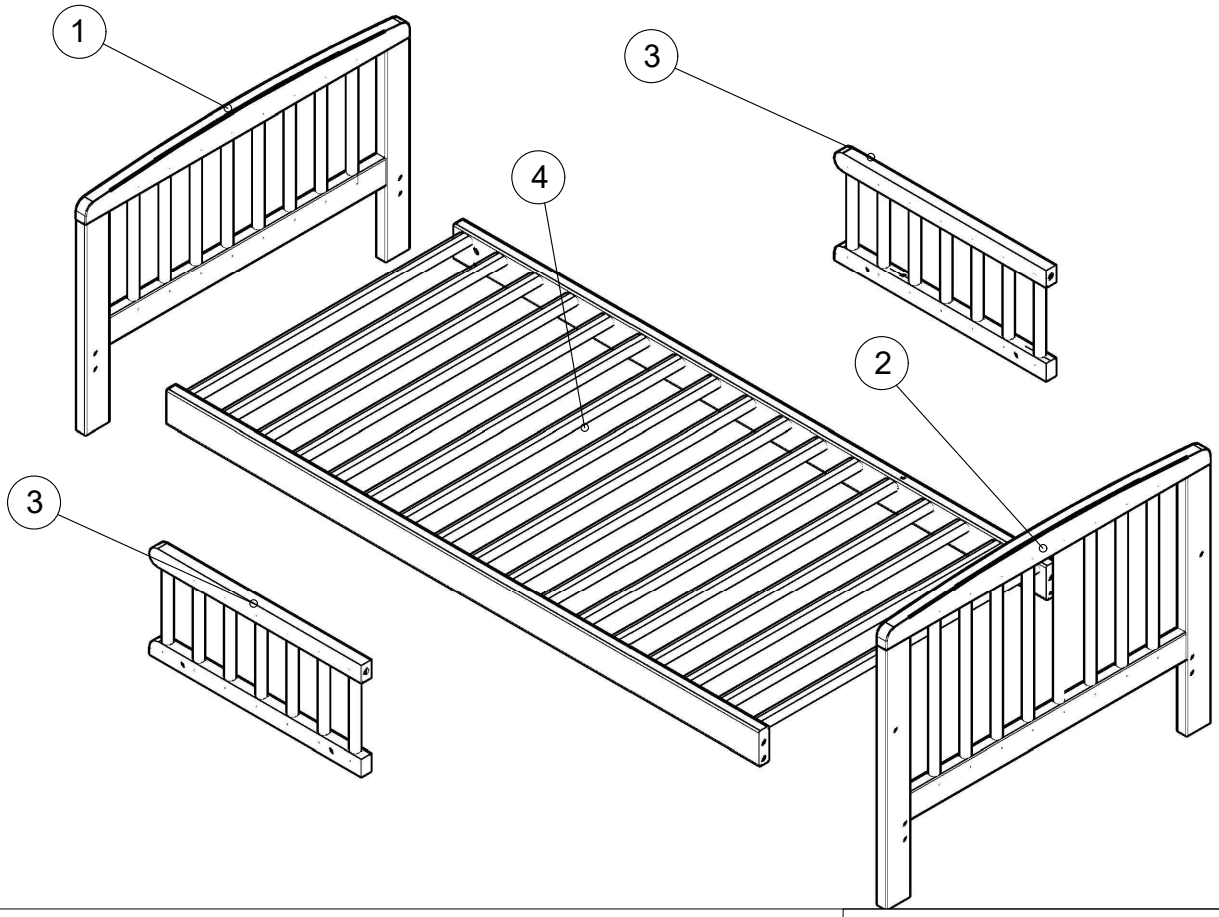

Ref	Dimensions	Visual	Qty	Ctn
1	56 x 77 cm	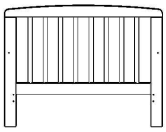	2	1
2	46 x 77 cm	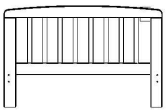	2	1
3	50 x 23 cm	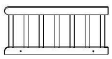	1	1
4	140 x 75 cm		1	1

Ref	Dimensions	Qty
A	6 x 35 mm	2
B	10 x 13 mm	8
C	6 x 80 mm	8
D	N/A	1
E	7 x 40 mm	4

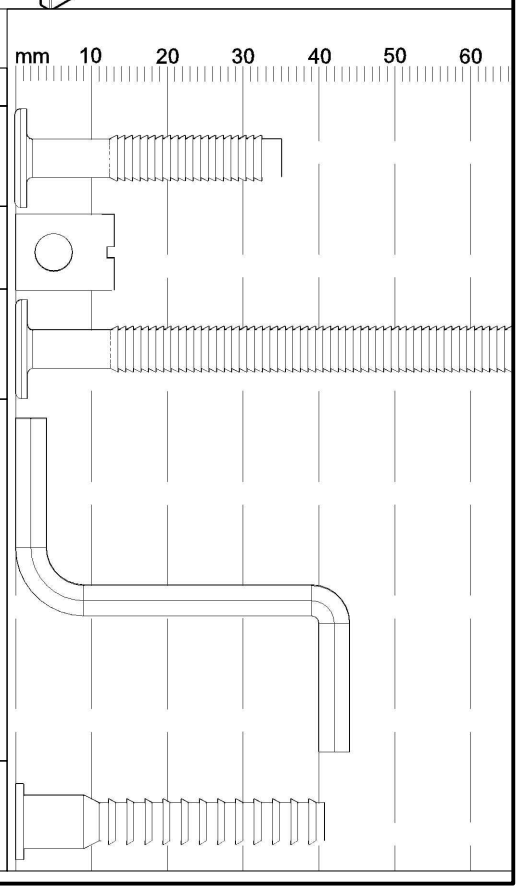

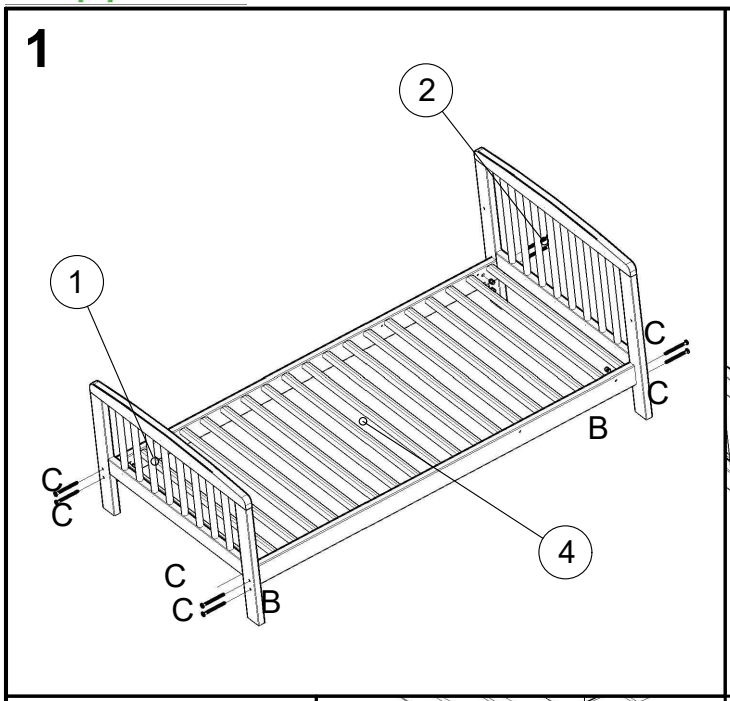
1
2
1
C
C
C
C
B
C
C
B
4

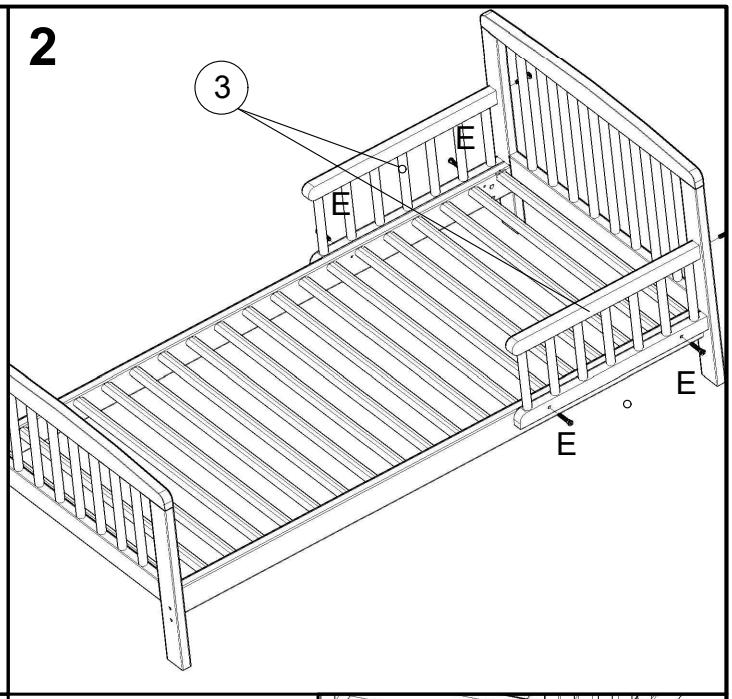
2
3
E
E
E
E
E

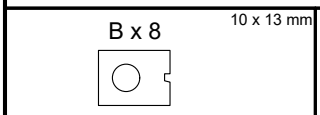
B x 8
10 x 13 mm

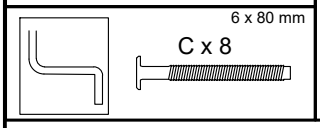
6 x 80 mm
C x 8

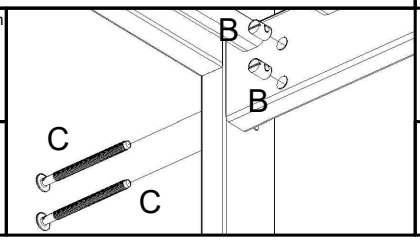
B
B
C
C

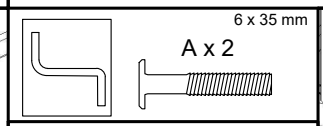
6 x 35 mm
A x 2

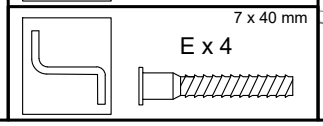
7 x 40 mm
E x 4

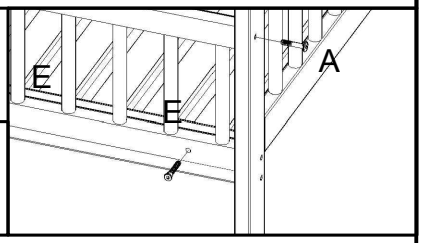
E
E
A